

# MARK · VU

Professional Facial Skin Analyzer



## LIGHT SOURCES

Patent applying No. of light sources 10-2017-0093885  
Hidden Wrinkles Application No.10-1981997

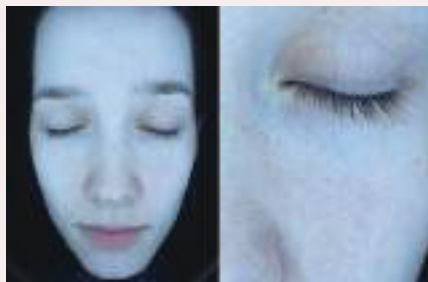
Mark-Vu has **full LED light sources**. Observe accurate before & after images and provide customized consultations to your clients.



**Normal**  
Pores  
Wrinkles  
Skin tone  
Dark-Circles



**Specular**  
Hidden Wrinkles  
Skin Texture  
Radiance




**Polarized**  
Pigmentation  
Redness  
Brown Spots  
Black-Head



**UV**  
Melanin  
Sebum  
Porphyrin (P.Ance)



## CLEAR IMAGES

Easily capture high quality images with our **"Clear View Algorithm."**



## FILTER IN-OUT SYSTEM

Polarizing filter IN & OUT technology enables us to observe the skin with improved color and greater clarity for Normal light and UV light images.



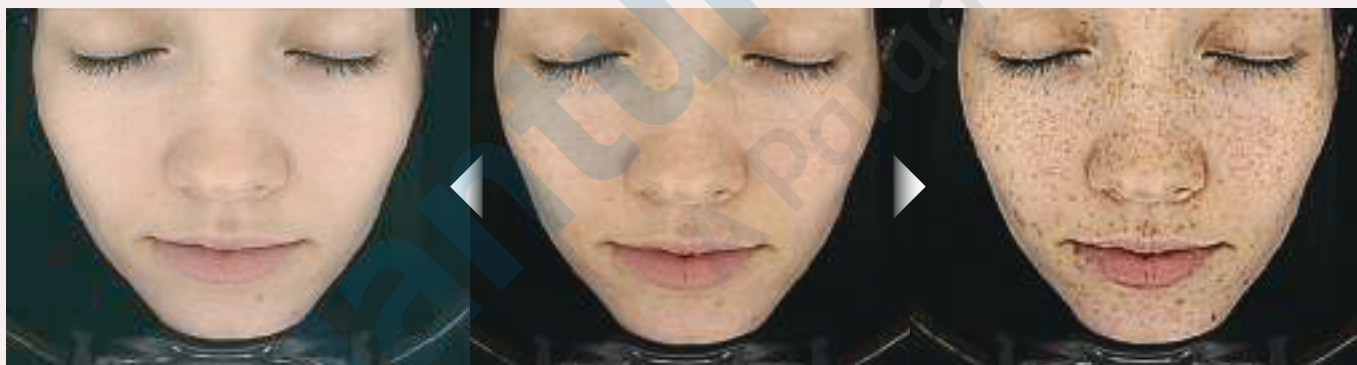
## DARK SKIN ANALYSIS

Employing specialized logic, we can detail skin issues in patients with dark skin tones. This is very helpful when capturing images of clients in multi-racial areas (Europe, South America, the Middle East, etc.)



## SIMULATION MODE

Clients can be shown how **pigmentation, wrinkles, and even hidden wrinkles** may appear without treatment. Consult with our "Simulation mode" for effective communication.



## RED & BROWN TECHNOLOGY

The **Red & Brown Technology** supports the effective treatment for individuals of diverse ethnic backgrounds.



## VIRTUAL LASER TREATMENT

**Virtual laser treatment** helps to show your clients their expected results of pigmentation treatment and gives them a better understanding of the procedure.



## IN-DEPTH ANALYSIS


The **number** and the **ratio** of pores, sebum, and porphyrin can be analyzed with our precise analysis. Pores and pigmentation can be categorized and viewed by three different **size categories** as well.

Size	Number	Average Size
All	4071	0.23 mm <sup>2</sup>
Small	2256	0.09 mm <sup>2</sup>
Medium	1087	0.20 mm <sup>2</sup>
Large	728	0.73 mm <sup>2</sup>

Average pore size can be analyzed individually by each size.

## 3D VIEWER

**3D Viewer** provides visuals from various dimensions and angles to assess the depth and size of pores, wrinkles, and skin texture.



## Results

Mark Vu offers 14 analysis modes including summary views and deep dives by various skin concerns. Mark Vu can be used as a powerful consultation tool to increase the satisfaction of the client.



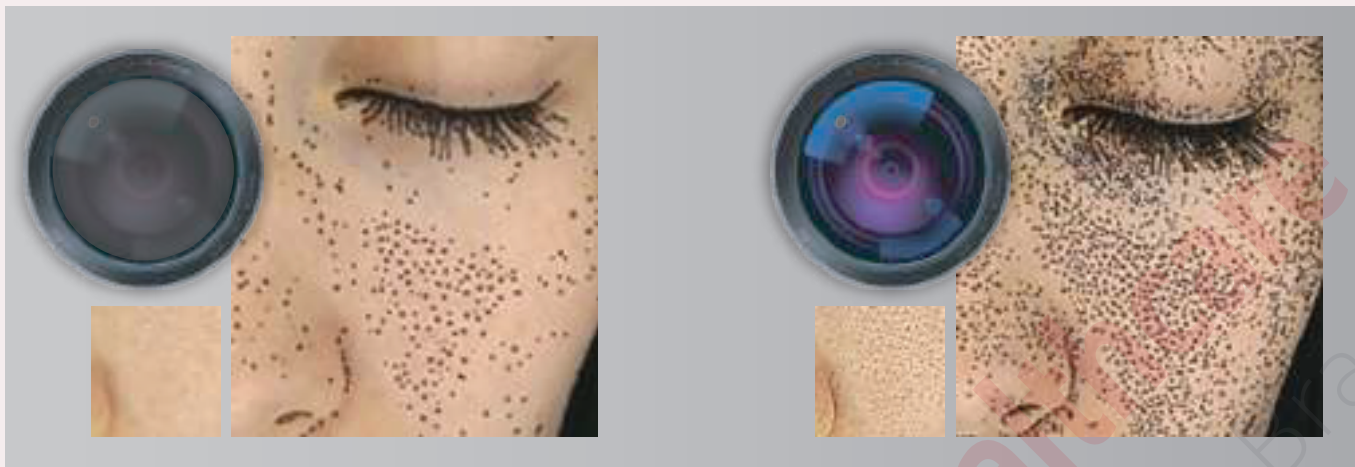
## QR CODE / PDF FILE SHARE (SKIN ANALYSIS REPORT)

Increase client satisfaction by sharing **personalized skin analysis reports** with QR code and e-mail.




## FIXED FOCUS LENS

Mark Vu features a proprietary-developed lens that ensures consistent focus, providing accurate analysis of the skin without any blurring.



## HARDWARE ADVANTAGES

It is easy to observe skin problems and compare the before & after with the rotating plate at the bottom. Capturing the left, right, and frontal facial views is convenient with the rotary plate.



### Blackout curtain

Completely blocks external light and is easy to use.



### One-touch capture button

Simply press the button at the top for easy capturing.



✉ [psiplus@psiplus.co.kr](mailto:psiplus@psiplus.co.kr)

🏠 [www.psiplus.co.kr](http://www.psiplus.co.kr)

☎ +82.(0)10.8615.6915 / +82.(0)31.831.3570

📷 @ psi.plus



Office 101-410, 88, Sinwon-ro, Yeongtong-gu, Suwon-si, Gyeonggi-do, Republic of Korea, 16681

Factory 101-407&408, 88, Sinwon-ro, Yeongtong-gu, Suwon-si, Gyeonggi-do, Republic of Korea, 16681